




# FINGERTIP



CARLISLE BRASS







**FINGERTIP CUP PULLS**  
**Page 2**



**FINGERTIP CUPBOARD KNOBS**  
**Page 9**




**FINGERTIP HANDLES**  
**Page 32**



**FINGERTIP ACCESSORIES**  
**Page 63**

## Fingertip Cup Pulls



Product Code: C47PCO Cup Pull and M47PCO Cupboard Knob

# FINGERTIP CUP PULLS




**C47**

## VICTORIAN CUP PULL

CODE				M4
C47	76	92	25	25

For matching knob see P11.




**FTD557**

## COTTAGE CUP PULL

CODE				M4
FTD557	76	94	24	25

For matching knob see P21.



**FTD558**

## OXFORD CUP PULL

CODE				M4
FTD558	76	92	20	25

For matching knob see P21.



# FINGERTIP CUP PULLS



**FTD559**

**MODERN SHAKER CUP PULL**

CODE				M4 ↑
FTD559	96	125	24	25

For matching knob see P21.

CP SN



**FTD5515**

**OVAL PLATE CUP HANDLE**

CODE				M4 ↑
FTD5515	85	104	26	15

PE



**FTD5520**

**SQUARE PLATE CUP HANDLE**

CODE				M4 ↑
FTD5520	79x25	90x40	24	15

PE

# FINGERTIP CUP PULLS




**FTD5628**

## CHILTERN CUP HANDLE

CODE				
FTD5628	64	110	30	25

For matching cupboard knob see P28.  
For matching handle see P52.




PE



**FTD555**

## TRADITIONAL CUP HANDLE

CODE				
FTD555	64	104	25	62



AB

ABB

PT

SB

SN



**FTD556**

## CUP HANDLE

CODE				
FTD556	64	87	25	25



CP

SN

# FINGERTIP CUP PULLS



## FTD935

### CAPORI HANDLE

CODE				M4 ↑
FTD935A	96	120	21	22
FTD935D	192	216	21	22
FTD935G	320	343	21	22

CP SN



## FTD3015

### HIDDEN FINGER PULL

CODE		M4 ↑
FTD3015A	25x48x2	18
FTD3015B	50x48x2	18
FTD3015C	75x48x2	18

CP SC



## AQ90

### FLUSH PULL

#### Dimensions (mm):

Overall: 102x45

CP PB SC



# FINGERTIP CUP PULLS



**FPH1000**

**RECTANGULAR FLUSH PULL**

**Dimensions (mm):**  
Overall: 102x51



**FPH1001**

**RADIUS FLUSH PULL**

**Dimensions (mm):**  
Overall: 120x41



**FPH1002**

**CIRCULAR FLUSH PULL**

**Dimensions (mm):**  
Diameter: 50



# FINGERTIP CUP PULLS







**FPH1003**


**CIRCULAR FLUSH PULL**

**Dimensions (mm):**  
Diameter: 80

BSS
  SSS











**FPH1004**

**CIRCULAR FLUSH PULL**

**Dimensions (mm):**  
Diameter: 90



BSS
  SSS



**FTD1044**

**RING PULL ON GOTHIC CROSS BACKPLATE**

CODE		Pull		M4 ↑
FTD1044	57x57	42 dia.	23	25

BA

## Fingertip Cupboard Knobs



Product Code: FTD790CP



Product Code: M47CPN

# FINGERTIP CUPBOARD KNOBS



## ADR501B

### ART DECO KNOB

CODE	Knob	Rose	T	I	M4 T
ADR501B	30x20	11	27	25	

For matching handle see P33.



## FTD720

### ANDERSON KNOB

CODE	Knob	Rose	T	I	M4 T
FTD720A	32 dia.	32 dia.	33	25	
FTD720B	38 dia.	38 dia.	39	25	
FTD720C	42 dia.	42 dia.	43	25	




## M47

### VICTORIAN KNOB

CODE	Knob	Rose	T	I	M4 T
M47A	25 dia.	25 dia.	25	25	25 & 62
M47B	32 dia.	32 dia.	32	25	25 & 62
M47C	38 dia.	38 dia.	38	25	25 & 62
M47D	42 dia.	42 dia.	42	25	25 & 62
M47E	50 dia.	50 dia.	48	25	25 & 62

For matching cup pull see P3.



# FINGERTIP CUPBOARD KNOBS



## DL47

### CLASSICAL VICTORIAN KNOB


CODE	Knob	Rose	T	I	M4 T
DL47A	25 dia.	30 dia.	27	25 & 62	
DL47B	32 dia.	37 dia.	31	25 & 62	
DL47C	38 dia.	42 dia.	36	25 & 62	
DL47D	45 dia.	47 dia.	42	25 & 62	
DL47E	51 dia.	54 dia.	47	25 & 62	



## DK47

### DELAMAIN PLAIN KNOB


CODE	Knob	Rose	T	I	M4 T
DK47B	25 dia.	32 dia.	30	62	
DK47C	30 dia.	38 dia.	36	62	
DK47D	38 dia.	48 dia.	45	62	



## DK49

### DELAMAIN RINGED KNOB

CODE	Knob	Rose	T	I	M4 T
DK49B	28 dia.	30 dia.	29	25 & 62	
DK49C	35 dia.	38 dia.	36	25 & 62	





Product Code: DK47CCP


# FINGERTIP CUPBOARD KNOBS



## DK48

### DELAMAIN FLOWER KNOB



CODE	Knob	Rose	TTI	M4 T
DK48B	27 dia.	32 dia.	33	62
DK48C	32 dia.	38 dia.	39	62



## M1003

### QUEEN ANNE KNOB

CODE	Knob	Rose	TTI	M4 T
M1003	23 dia.	25 dia.	33	25 x 62
M1004	28 dia.	30 dia.	41	25 x 62
M1005	35 dia.	38 dia.	51	25 x 62



## FTD600R

### REEDED KNOB WITH FINIAL EARS

CODE	TTI	Rose	TTI	M4 T
FTD600R	70x26	26 dia.	46	62

For matching handle see P36.











Product Code: FTD600RSN

# FINGERTIP CUPBOARD KNOBS



**FTD770**

**ROUND CRYSTAL KNOB**

CODE	Knob	Rose	TTI	M4
FTD770C	34 dia.	18 dia.	36	25

CP

MSN








**FTD790**




**SQUARE CRYSTAL KNOB**

CODE	Knob	TTI	M4
FTD790B	32 x 32	31	25
FTD790C	38 x 38	37	25

CP

MSN



**FTD670**

**LEAD CRYSTAL CLEAR FACETED KNOB**

CODE	Knob	Rose	TTI	M4
FTD670A	25 dia.	18 dia.	36	25
FTD670B	30 dia.	21 dia.	43	25
FTD670C	35 dia.	21 dia.	45	25
FTD670D	40 dia.	23 dia.	51	25

CTB

CTC

# FINGERTIP CUPBOARD KNOBS



## FTD690



### LEAD CRYSTAL CLEAR BALL KNOB

CODE	Knob	Rose	TTI	M4 T
FTD690A	27 dia.	28 dia.	40	25
FTD690B	34 dia.	28 dia.	46	25



## FTD1275



### SOLID BRONZE COTTAGE KNOB

CODE	Knob	Rose	TTI	M4 T
FTD1275A	38 dia.	35 dia.	34	25



## FTD1270



### SOLID BRONZE MUSHROOM KNOB

CODE	Knob	Rose	TTI	M4 T
FTD1270A	30 dia.	19 dia.	30	25



# FINGERTIP CUPBOARD KNOBS



**FTD928**

**REMI KNOB**

CODE	Knob	Rose	TTI	M4 T
FTD928A	42	15 dia.	26	22

CP SN



**FTD929**

**SERDI KNOB**

CODE	Knob	Rose	TTI	M4 T
FTD929A	44x44	15x15	25	22

CP SN



**FTD2095**

**SMALL INFINITY KNOB**

CODE	TTI	TTI	TTI	M4 T
FTD2095A	32	55	25	25


For matching handle see P49.

CP SN

# FINGERTIP CUPBOARD KNOBS



**FTD930**



**CASSI KNOB**

CODE				
FTD930A	32	46	20	22

CP SN



**Product Code: FTD930ASN**

# FINGERTIP CUPBOARD KNOBS




**FTD937**

**CARVETII KNOB**

CODE				M4 ↑
FTD937A	32	50	21	22

 CP  SN



**FTD521**

**TEMPERANCE KNOB**

CODE	Knob	Rose		M4 ↑
FTD521	35 dia.	23 dia.	27	25

 AB  PE



**FTD522**

**ARCADIAN KNOB**

CODE	Knob	Rose		M4 ↑
FTD522	30x30	20x20	25	25

 AB  PE

# FINGERTIP CUPBOARD KNOBS




**FTD523**



**DISC KNOB**

CODE	Knob	Rose	T	M4
FTD523	27 dia.	11 dia.	23	25



SN




**FTD524**



**OXFORD KNOB**

CODE	Knob	Rose	T	M4
FTD524	38 dia.	25 dia.	26	25

For matching cup pulls see P3&4.



CP

SN

GM



**FTD346**



**SILHOUETTE KNOB**

CODE	Knob	Rose	T	M4
FTD346	29 dia.	22 dia.	25	25



CP

SN

# FINGERTIP CUPBOARD KNOBS



**FTD347**

## MERIDIAN KNOB

CODE	Knob	Rose	T T I	M4 T
FTD347	50 dia.	20 dia.	25	25


 CP  SN



**FTD245**

## OVAL PATTERN KNOB

CODE	Knob	Rose	T T I	M4 T
FTD245B	34 dia.	14 dia.	32	25

 SN



**CH30**

## RINGED KNOB

CODE	Knob	Rose	T T I	M4 T
CH30A	17 dia.	17 dia.	18	25
CH30B	20 dia.	20 dia.	21	25
CH30C	24 dia.	24 dia.	26	25

 CP  SN



# FINGERTIP CUPBOARD KNOBS



**FTD377**

**TRUMPET KNOB**

CODE	Knob	Rose	T	I	M4
FTD377	25 dia.	10 dia.	32	25	



**FTD3565**

**HELIO KNOB**

CODE	T	I	M4	
FTD3565	16	32x30	24	25



**FTD2525**

**SQUARE KNOB**

CODE	O/A	T	I	M4
FTD2525A	18x18	25	25	
FTD2525B	22x22	30	25	



# FINGERTIP CUPBOARD KNOBS







**FTD4045**

**MARIN KNOB**

<b>CODE</b>				<b>M4</b>
FTD4045A	38x38	21	25	







**FTD4020**

**NOVUS KNOB**

<b>CODE</b>				<b>M4</b>
FTD4020A	16	44x44	18	25

 **SN**







**FTD4025**

**GAMMA KNOB**

<b>CODE</b>				<b>M4</b>
FTD4025	32	48x48	23	25

 **CP**  **SN**

# FINGERTIP CUPBOARD KNOBS



**FTD3570**



**ELIAS KNOB**

CODE			M4
FTD3570	41x20	24	25


 CP  SN



**FTD255**



**OVAL KNOB**

CODE	Knob	Rose		M4
FTD255A	37x19	11x17	22	25


 CP  SN



**FTD235**



**DIMPLE EFFECT KNOB**

CODE	Knob	Rose		M4
FTD235A	33 dia.	14 dia.	27	25

For matching handle see P60.

 CP  SN



# FINGERTIP CUPBOARD KNOBS



**FTD515**

## TRADITIONAL PATTERN KNOB

CODE	Knob	Rose	T	I	M4
FTD515	34 dia.	20 dia.	2	25 & 62	



**FTD1265**

## HOLLOW VICTORIAN KNOB

CODE	Knob	Rose	T	I	M4
FTD1265B	32 dia.	33 dia.	38	25 & 62	
FTD1265C	38 dia.	36 dia.	42	25 & 62	



**FTD525**

## SHAKER STYLE KNOB

CODE	Knob	Rose	T	I	M4
FTD525A	29 dia.	16 dia.	22	25 & 62	
FTD525B	35 dia.	19 dia.	26	25 & 62	



# FINGERTIP CUPBOARD KNOBS



## FTD600

### CRACKLE GLAZE PORCELAIN KNOB

CODE	O/A	Rose	T T I	M4 T
FTD600	70x26	26 dia.	46	62

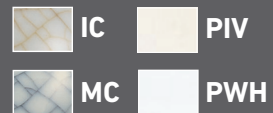
For matching handle see P55.



## FTD620

### PORCELAIN KNOB

CODE	Knob	Rose	T T I	M4 T
FTD620A	30 dia.	28 dia.	28	62
FTD620B	36 dia.	31 dia.	32	62
FTD620C	45 dia.	40 dia.	40	62



## FTD630

### PORCELAIN MUSHROOM PATTERN KNOB

CODE	Knob	Rose	T T I	M4 T
FTD630A	37 dia.	28 dia.	35	48
FTD630B	46 dia.	35 dia.	45	62

For matching handle see P55.



# FINGERTIP CUPBOARD KNOBS



## FTD585

### HAMMERED FINISH KNOB

CODE	Knob	Rose	TTI	M4 T
FTD585	32 dia.	17 dia.	27	62
FTD585A	38 dia.	20 dia.	30	62



## FTD5590

### CHEVIOT KNOB

CODE	TTT	TTI	M4 T
FTD5590A	32	20	25

For matching handle see P51.



## FTD5620

### CHILTERN KNOB

CODE	TTT	TTI	M4 T
FTD5620A	32	35	25
FTD5620B	38	36	25

For matching handle see P52.  
For matching cup pull see P5.



# FINGERTIP CUPBOARD KNOBS



## FTD1078

### HAMMERED PATTERN BALL KNOB

CODE	Knob	Rose	TTI	M4 T
FTD1078A	27 dia.	36 dia.	36	62
FTD1078B	33 dia.	36 dia.	42	62




## FTD5540

### HAMMERED EFFECT SQUARE KNOB

CODE	Knob	Rose	TTI	M4 T
FTD5540	32x32	12 dia.	25	25

For matching handle see P52.




## FTD5530


### DIMPLED EFFECT SQUARE KNOB

CODE	Knob	Rose	TTI	M4 T
FTD5530	32x32	12 dia.	25	25

For matching handle see P52.



# FINGERTIP CUPBOARD KNOBS



## FTD1078

### HAMMERED PATTERN BALL KNOB

CODE	Knob	Rose	TTI	M4 T
FTD1078A	27 dia.	37 dia.	36	62
FTD1078B	32 dia.	37 dia.	42	62



## FTD1096

### HAMMERED OVAL KNOB

CODE	Knob	Rose	TTI	M4 T
FTD1096B	38x28	26 dia.	39	25



## BW1078

### BEATEN KNOB

CODE	TTI	TTI	M4 T
BW1078A	22	21	25
BW1078B	30	25	25
BW1078C	40	34	25

For matching handle see P53.





# FINGERTIP CUPBOARD KNOBS





## PE1078

### CUPBOARD KNOB

CODE	Knob	Rose	T	M4
PE1078A	22 dia.	13 dia.	31	25
PE1078B	30 dia.	16 dia.	40	25
PE1078C	40 dia.	21 dia.	40	25

For matching handle see P53.




## FTD1220

### STEEL CAGE MUSHROOM KNOB

CODE	Knob	Rose	T	M4
FTD1220A	34 dia.	12 dia.	31	25
FTD1220B	44 dia.	14 dia.	40	25

For matching handle see P55.



## FTD1230

### STEEL CAGE OVAL KNOB

CODE	T	Rose	T	M4
FTD1230A	55	12 dia.	33	25
FTD1230B	65	14 dia.	35	25

For matching handle see P55.



## Fingertip Handles



Product Code: FTD605RBN

# FINGERTIP HANDLES




## ADR502C

### ART DECO HANDLE

CODE				M4 ↑
ADR502C	160	190	35	25


For matching knob see P11.



## FTD4215

### ARIA HANDLE

CODE				M4 ↑
FTD4215C	160	200	27	25
FTD4215E	224	264	27	25
FTD4215G	320	360	27	25
FTD4215J	448	488	27	25



## FTD4220

### OVENCO HANDLE

CODE				M4 ↑
FTD4220C	160	240	35	25
FTD4220D	192	272	35	25
FTD4220G	320	410	35	25





**Product Code: FTD2040BCP**

# FINGERTIP HANDLES



## FTD4225

### SOLANO HANDLE

CODE				M4 ↑
FTD4225C	160	172	36	25
FTD4225E	224	236	36	25
FTD4225G	320	332	36	25
FTD4225J	448	460	36	25

CPMSC SNCP



## FTD3170

### VALETTA BOW HANDLE

CODE				M4 ↑
FTD3170A	160	184	27	25
FTD3170B	192	219	27	25
FTD3170C	320	338	29	25

CP SN




## FTD2040

### CONCAVE BOW HANDLE

CODE				M4 ↑
FTD2040A	128	162	24	25
FTD2040B	160	202	30	25

CP SN

# FINGERTIP HANDLES



## FTD605R

### REEDED HANDLE

CODE				M4 ↑
FTD605R	128	151	39	62



For matching knob see P14.

 BN  SN

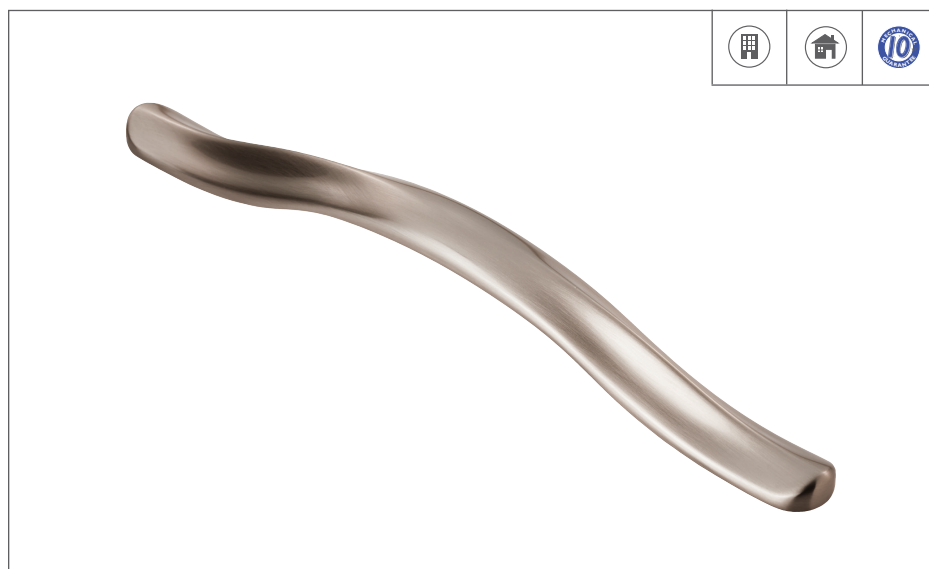


## FTD921

### MORINI HANDLE

CODE				M4 ↑
FTD921C	160	197	27	22

 CP  SN




## FTD922

### SALASSI HANDLE

CODE				M4 ↑
FTD922D	192	236	28	22

 CP  SN

# FINGERTIP HANDLES



## FTD923

### CADURCI HANDLE

CODE				M4
FTD923C	160	173	27	22



## FTD924

### VENETI HANDLE

CODE				M4
FTD924C	160	177	28	22




## FTD925

### LEUCI HANDLE


CODE				M4
FTD925C	160	218	31	22
FTD925G	320	377	31	22



Product Code: FTD925CCP



Product Code: FTD925GCP





# FINGERTIP HANDLES



## FTD926

### BELLI HANDLE

CODE				M4 ↑
FTD926C	160	198	33	22



## FTD927

### DARINI HANDLE

CODE				M4 ↑
FTD927C	160	176	30	22



## FTD931

### TURODI HANDLE

CODE				M4 ↑
FTD931C	160	183	28	22





Product Code: FTD927CSN


# FINGERTIP HANDLES



## FTD932

### AMBIANI HANDLE

CODE				M4
FTD932B	128	202	26	22



## FTD933

### TREVERI HANDLE

CODE				M4
FTD933C	160	224	25	22



## FTD934

### TAURINI HANDLE

CODE				M4
FTD934A	32	120	24	22
FTD934B	64	240	24	22






# FINGERTIP HANDLES



## FTD935

### CAPORI HANDLE

CODE				M4 ↑
FTD935A	96	120	21	22
FTD935D	192	216	21	22
FTD935G	320	343	21	22

 CP  SN




## FTD936

### RUTENI HANDLE

CODE				M4 ↑
FTD936D	192	231	23	22

 CP  SN




## FTD938

### COTINI HANDLE

CODE				M4 ↑
FTD938B	128	148	25	22

 CP  SN



Product Code: FTD938BSN

# FINGERTIP HANDLES



## FTD485

### BAUHAUS HANDLE

CODE				M4 ↑
FTD485C	160	177	39	25
FTD485F	320	336	39	25

16mm diameter bar



SNCP




## FTD495

### RAIL HANDLE

CODE				M4 ↑
FTD495C	160	200	34	25
FTD495F	320	360	34	25

14mm diameter bar



SN



## FTD2050

### BELLINGHAM HANDLE

CODE				M4 ↑
FTD2050D	192	207	28	25



SN


# FINGERTIP HANDLES



## FTD3165

### BRIDGE HANDLE

CODE				M4 
FTD3165B	128	169	26	25
FTD3165C	160	207	26	25




SN



## FTD273

### HALCYON HANDLE

CODE				M4 
FTD273B	128	171	24	25
FTD273C	160	203	24	25



SN



## FTD274


### SCULPT HANDLE

CODE				M4 
FTD274C	160	176	27	25
FTD274D	224	240	27	25



SN

# FINGERTIP HANDLES



## FTD3550

### SQUARE SECTION HANDLE

CODE				M4 ↑
FTD3550B	128	143	37	25
FTD3550C	160	175	37	25
FTD3550D	192	207	37	25
FTD3550E	224	239	37	25
FTD3550F	320	335	37	25
FTD3550G	448	463	37	25

NB SN




## FTD4750

### BAR HANDLE

CODE				M4 ↑
FTD4750B	128	168	36	25 & 62
FTD4750C	160	200	36	25 & 62
FTD4750D	192	232	36	25 & 62
FTD4750E	256	296	36	25 & 62
FTD4750F	320	360	36	25 & 62
FTD4750G	448	488	36	25 & 62
FTD4750N	608	648	36	25 & 62
FTD4750S	864	904	36	25 & 62

14mm diameter bar

SNSS



## FTD480

### KEYHOLE HANDLE


CODE				M4 ↑
FTD480B	160	184	43	25
FTD480E	256	280	43	25
FTD480H	352	376	43	25
FTD480J	448	472	43	25
FTD480K	608	632	43	25

22mm diameter bar

SNSS



# FINGERTIP HANDLES



## FTD470

### KEYHOLE HANDLE

CODE				M4 ↑
FTD470B	128	140	32	25
FTD470C	160	172	32	25
FTD470D	192	204	32	25
FTD470E	224	236	32	25
FTD470J	448	460	32	25
FTD470L	576	588	32	25

13mm diameter bar




## FTD685

### CLEAR ACRYLIC BAR HANDLE

CODE				M4 ↑
FTD685A	96	116	41	25
FTD685B	128	148	41	25
FTD685C	160	180	41	25

16mm diameter bar




## FTD685

### BAR HANDLE

CODE				M4 ↑
FTD685C	160	180	41	25
FTD685E	224	244	41	25

16mm diameter bar



# FINGERTIP HANDLES



## FTD2550

### RECTANGULAR SECTION D HANDLE


CODE				M4 ↑
FTD2550B	128	136	30	25
FTD2550C	160	168	30	25
FTD2550D	192	200	30	25
FTD2550E	224	232	30	25



## FTD2500

### RECTANGULAR SECTION T-BAR HANDLE

CODE				M4 ↑
FTD2500A	128	197	30	25
FTD2500B	160	228	30	25
FTD2500C	192	261	30	25
FTD2500D	224	293	30	25



## FTD2065

### TAPERED END HANDLE

CODE				M4 ↑
FTD2065	160	202	32	25



# FINGERTIP HANDLES



## FTD3150

### VENTURI D HANDLE

CODE				M4 ↑
FTD3150A	128	146	34	62
FTD3150B	160	182	37	62

CP SN



## FTD2090

### L SECTION PULL HANDLE

CODE				M4 ↑
FTD2090B	160	176	22	25
FTD2090D	224	240	22	25

CP SN



## FTD2095

### LARGE INFINITY HANDLE

CODE				M4 ↑
FTD2095E	224	264	25	25

For matching knob see P18.

CP SN

Product Code: FTD2095ESN



Product Code: FTD2095ASN

# FINGERTIP HANDLES



## FTD2080

### CHUNKY ARCHED GRIP HANDLE

CODE				M4 ↑
FTD2080A	128	155	32	25
FTD2080B	160	195	41	25



## FTD2060

### SHOE TREE HANDLE

CODE				M4 ↑
FTD2060A	128	205	28	25
FTD2060B	160	235	32	25




## FTD5595


### CHEVIOT HANDLE

CODE				M4 ↑
FTD5595A	128	137	27	25
FTD5595C	224	233	27	25

For matching knob see P28.



# FINGERTIP HANDLES




## FTD5625

### CHILTERN HANDLE

CODE				M4 ↑
FTD5625A	128	141	29	25
FTD5625B	160	178	34	25

For matching cup pull see P5.  
For matching knob see P28.





## FTD5532

### DIMPLED EFFECT HANDLE

CODE				M4 ↑
FTD5532	128	154	35	25

For matching knob see P29.



## FTD5542

### HAMMERED EFFECT HANDLE

CODE				M4 ↑
FTD5542	128	154	28	25

For matching knob see P29.



# FINGERTIP HANDLES



## PE5584/BW5584

### GOTHIC D HANDLE

CODE				M4 ↑
PE5584A	81	106	29	20
PE5584B	112	150	42	20
PE5584C	175	200	50	20
BW5584A	81	106	29	20
BW5584B	112	150	42	20
BW5584C	175	200	50	20

For matching knob see P30/31.



## BW5574

### BEAN D HANDLE

CODE				M4 ↑
BW5574A	79	104	30	20
BW5574B	109	148	43	20
BW5574C	186	205	58	20


For matching knob see P30.



## FTD1064A

### DIMPLED FLEUR DE LYS HANDLE

CODE				M4 ↑
FTD1064A	68	105	35	27



# FINGERTIP HANDLES






**FTD1064B**


**HAMMERED FLEUR DE LYS HANDLE**

CODE				M4 ↑
FTD1064B	68	110	36	27

 PE




 BA








**FTD1068A**

**DIMPLED FLEUR DE LYS HANDLE**

CODE				M4 ↑
FTD1068A	102	148	39	27




 BA







**FTD1068B**

**HAMMERED FLEUR DE LYS HANDLE**

CODE				M4 ↑
FTD1068B	102	151	33	27

 PE

 BA



# FINGERTIP HANDLES



## FTD1250

### STEEL CAGE DROP HANDLE

CODE				M4
FTD1250A	128	142	26	25

For matching knob see P31.



AS



## FTD1240

### STEEL CAGE FIXED HANDLE

CODE				M4
FTD1240A	128	136	39	25
FTD1240B	160	168	39	25

For matching knob see P31.



AS



## FTD605

### CRACKLE GLAZE PORCELAIN HANDLE

CODE				M4
FTD605	128	151	39	62

For matching knob see P27.



ABIC



ASMC

# FINGERTIP HANDLES



## FTD460

### D HANDLE

CODE				M4 ↑
FTD460A	96	106	30	62
FTD460B	128	138	30	62
FTD460C	160	170	30	62
FTD460D	192	202	30	62
FTD460E	224	234	30	62
FTD460F	288	298	30	62
FTD460G	320	330	30	62
FTD460H	352	362	30	62

FTD460E not available in CP finish.  
FTD460G not available in SN finish.



## FTD3160

### CURVA BOW HANDLE

CODE				M4 ↑
FTD3160A	160	170	24	25
FTD3160B	224	238	34	25



## FTD3440

### SOLO HANDLE

CODE				M4 ↑
FTD3440	128	154	26	25



# FINGERTIP HANDLES



## FTD410

### STAINLESS STEEL T-BAR HANDLE

CODE				M4 ↑
FTD410A	96	156	30	25
FTD410B	128	188	30	25
FTD410C	160	220	30	25

10mm diameter bar



## FTD445

### STEEL T-BAR HANDLE

CODE				M4 ↑
FTD445A	96	156	35	25
FTD445B	128	188	35	25
FTD445C	160	220	35	25
FTD445D	192	252	35	25
FTD445E	224	284	35	25
FTD445F	288	348	35	25
FTD445G	352	412	35	25
FTD445H	384	444	35	25
FTD445J	448	508	35	25
FTD445L	512	572	35	25
FTD445M	608	668	35	25
FTD445N	640	700	35	25
FTD445P	768	828	35	25
FTD445V	960	1020	35	25
FTD445W	1024	1084	35	25

12mm diameter bar

CP & SC only available in A-G, J&M  
V&W have centre support



## FTD444

### MINI T-BAR HANDLE

CODE				M4 ↑
FTD444	64	100	26	25

8mm diameter bar



# FINGERTIP HANDLES



## FTD2035

### RADIUSED END FLAT BOW HANDLE

CODE				M4 ↑
FTD2035A	128	144	24	25
FTD2035B	160	173	26	25

FTD2035B not available in CP finish.



## FTD343

### PLATYPUS BOW HANDLE

CODE				M4 ↑
FTD343	128	166	30	25



## FTD380

### WAISTED FLAT BOW HANDLE

CODE				M4 ↑
FTD380A	96	140	23	25
FTD380B	128	182	25	25



# FINGERTIP HANDLES




## FTD272

### QUADRA BOW HANDLE

CODE				M4 ↑
FTD272B	127	161	30	25

CP SN




## FTD450

### BOW HANDLE

CODE				M4 ↑
FTD450A	96	119	30	25
FTD450B	128	153	31	25
FTD450C	160	190	32	25
FTD450D	192	226	32	25
FTD450E	224	256	32	25
FTD450F	288	338	33	25
FTD450G	320	372	36	25
FTD450H	352	408	38	25

10mm diameter bar

CP SN MSC



## FTD2010

### WAISTED BOW HANDLE

CODE				M4 ↑
FTD2010B	128	142	28	25
FTD2010E	224	288	33	25

SN

# FINGERTIP HANDLES




## FTD230

### DIMPLE EFFECT CURVED HANDLE

CODE				M4 ↑
FTD230A	96	122	27	23
FTD230B	128	156	27	23


For matching knob see P25.



## FTD270

### CURVED CONVEX GRIP HANDLE

CODE				M4 ↑
FTD270A	128	146	28	62



## FTD2025

### TWISTED BOW HANDLE

CODE				M4 ↑
FTD2025B	128	162	30	25



# FINGERTIP HANDLES



## FTD520

### SHAKER STYLE HANDLE


CODE				M4 ↑
FTD520	76	128	26	62



## FTD565

### SHAKER HANDLE

CODE				M4 ↑
FTD565	96	130	23	25



## FTD3065

### SLIM D HANDLE

CODE				M4 ↑
FTD3065A	128	163	25	25
FTD3065B	160	193	26	25
FTD3065C	192	225	26	25
FTD3065D	256	288	26	25



# FINGERTIP HANDLES



**FTD505**

**STEPPED EDGE BOW HANDLE**

CODE				M4 ↑
FTD505	76	128	24	62

ABB AS SN



**FTD510**

**SCALLOPED END HANDLE**

CODE				M4 ↑
FTD510	76	137	25	62

AB ABB PT



**FTD500**


**TRADITIONAL PATTERN  
DRAWER HANDLE**

CODE				M4 ↑
FTD500	76	130	23	62

AB PT







## Fingertip Accessories



Product Code: FTD805DAB, FTD810POL/LAC and FTD800DSC

# FINGERTIP ACCESSORIES










**FTD815**

**DOUBLE BALL CATCH**

CODE	L x W x H
FTD815A	43x8
FTD815B	50x9.3
FTD815C	60x11.5
FTD815D	70x13.5


AB


SC


SCOL







**FTD840/850**

**SUPERIOR STEEL MAGNETIC CATCH**

CODE	L x W x H	
FTD840	46x15x14	6.0Kg pull
FTD850	46x15x14	3.5Kg pull


EB


FB


NP






## FTD810

### BRASS H PATTERN HINGE

CODE L x W x H

FTD810 63x38x2.5

AB POL/LAC



## FTD805

### FINIAL CABINET HINGE


CODE L x W x H

FTD805C 50x28x1.5

FTD805D 64x35x2

Add 6mm to either end for finial ends.

AB PB SC  
CP



## FTD800

### CABINET HINGE


CODE L x W x H




FTD800C 50x28x1.5

FTD800D 64x35x2

AB PB SCOL  
CP SC PE  
DB NP  
PCO SCO

# FINGERTIP ACCESSORIES



**FTD855**


**HEAVY PATTERN CABLE TIDY**




<b>CODE</b>	<b>Insert</b>	<b>T</b>
FTD855	60mm	20

CP

EB

SN



**WF13**


**T HANDLE FASTENER**



<b>CODE</b>		<b>Slotted T</b>
WF13	57x19	23

CP

PB

SC



**H4.170.35**

**SOFT CLOSE HINGE**

**CODE**

**H4.170.35.10**  
170 degree soft close Hinge

NP




## H4.100.35

### SOFT CLOSE HINGE

#### CODE

- H4.100.35.30**  
Inset Soft Close Hinge
- H4.100.35.20**  
Half Overlay Soft Close Hinge
- H4.100.35.10**  
Full Overlay Soft Close Hinge




## P4.100.35

### MOUNTING PLATE

#### CODE

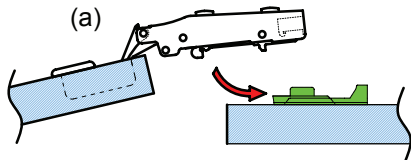
- P4.100.35.00**  
Mounting Plate
- P4.100.35.02**  
Mounting Plate
- P4.100.35.A00**  
Adjustable Plate



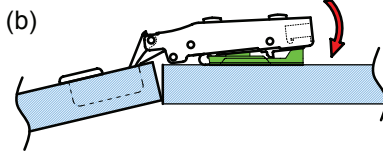
# SOFT CLOSE HINGE AND PLATE GUIDE

## Fitting Procedure

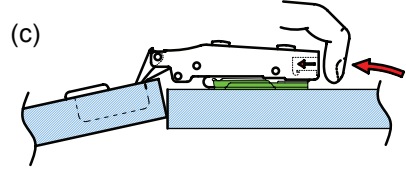
Clamp the hinge to the plate shown



Press down the hinge arm to lock the plate as shown as direction arrow in



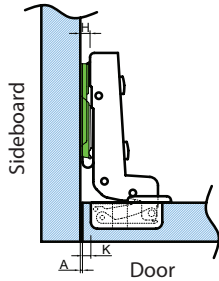
Disassembling shown as diagram (c) by pushing the clip button



## Overlay Calculations for Plate Selection

### Inset

$$H=4.5+K+A$$

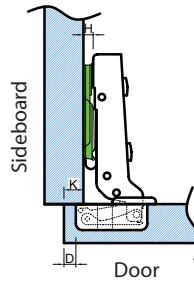


Reveal Calculations

$\begin{matrix} A \\ H \end{matrix}$ \ $\begin{matrix} K \\ H \end{matrix}$	3	4	5	6
0	1.5	0.5	-0.5	-1.5
2	3.5	2.5	1.5	0.5
4	5.5	4.5	3.5	2.5

### Half Overlay

$$H=5+K-D$$

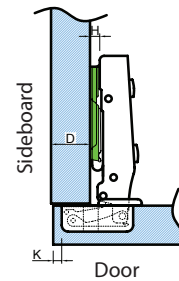


Overlay Calculations

$\begin{matrix} D \\ H \end{matrix}$ \ $\begin{matrix} K \\ H \end{matrix}$	3	4	5	6
0	17	18	19	20
2	15	16	17	18
4	13	14	15	16

### Full Overlay

$$H=14+K-D$$

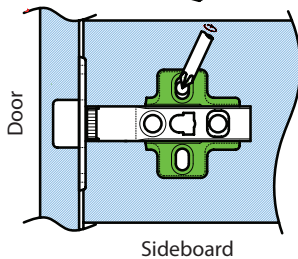
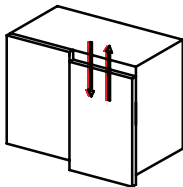


Overlay Calculations

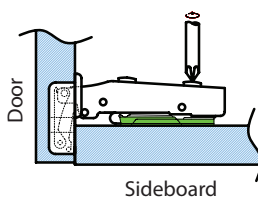
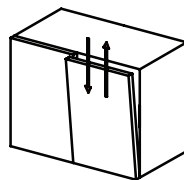
$\begin{matrix} D \\ H \end{matrix}$ \ $\begin{matrix} K \\ H \end{matrix}$	3	4	5	6
0	8	9	10	11
2	6	7	8	9
4	4	5	6	7

## Adjustment Range

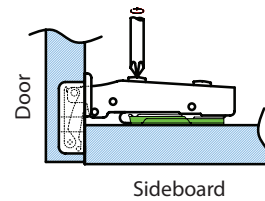
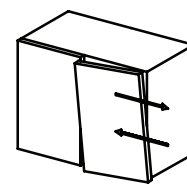
### Height Adjustment



### Depth Adjustment


















































### Side Adjustment



# KEY TO SYMBOLS/FINISHES



All dimensions are shown in millimetres (mm)

 <b>AB</b> Antique Brass	 <b>MSC</b> Matt Satin Chrome
 <b>ABB</b> Antique Burnished Brass	 <b>MSN</b> Matt Satin Nickel
 <b>ABIC</b> Antique Brass/Ivory Crackle Glaze	 <b>NB</b> Nickel Black
 <b>ACC</b> Acrylic Clear Chrome	 <b>NBR</b> Nylon Brown
 <b>AS</b> Antique Steel	 <b>NP</b> Nickel Plate
 <b>ASMC</b> Antique Steel/Midnight Blue Crackle Glaze	 <b>NWH</b> Nylon White
 <b>BA</b> Black Antique	 <b>PB</b> Polished Brass
 <b>BR</b> Bronze	 <b>PCO</b> Polished Copper
 <b>BW</b> Beeswax	 <b>PE</b> Pewter Effect
 <b>CP</b> Polished Chrome	 <b>PIV</b> Porcelain Ivory
 <b>CPMC</b> Polished Chrome/Midnight Blue Crackle Glaze	 <b>PNSN</b> Polished Nickel/Satin Nickel
 <b>CPMSC</b> Polished Chrome/Matt Satin Chrome	 <b>POL/LAC</b> Polished/Lacquered
 <b>CPSC</b> Polished Chrome/Satin Chrome	 <b>PS</b> Polished Stainless Steel
 <b>CPWH</b> Chrome Plate/White Porcelain	 <b>PT</b> Pewter
 <b>CTB</b> Clear Translucent Brass	 <b>PWH</b> Porcelain White
 <b>CTC</b> Clear Translucent Chrome	 <b>SB</b> Satin Brass
 <b>DB</b> Dark Bronze	 <b>SC</b> Satin Chrome
 <b>EB</b> Electro Brassed	 <b>SCO</b> Satin Copper
 <b>FB</b> Florentine Bronze	 <b>SCOL</b> Self Colour
 <b>FBIC</b> Florentine Bronze/Ivory Crackle Glaze	 <b>SN</b> Satin Nickel (Brushed Nickel)
 <b>GM</b> Gun Metal	 <b>SNCP</b> Satin Nickel/Polished Chrome
 <b>IC</b> Ivory Crackle Glaze	 <b>SNSS</b> Satin Nickel/Stainless Steel
 <b>MC</b> Midnight Blue Crackle	 <b>SS</b> Satin Stainless Steel
	 <b>SSE</b> Stainless Steel Effect

Colours may vary slightly from the actual product due to photography and printing techniques.  
Products are not shown actual size.

Every effort is made to maintain the accuracy of all dimensions quoted,  
however there may be a slight variance during the manufacturing process.

# CARE INSTRUCTIONS

## **BEESWAX**

The combination of hand forged metal finished with wax. Due to the simplicity, the finish is essentially everlasting as long as it is maintained correctly with Carlisle Brass wax. Sometimes because of temperature changes your product may have a slight white bloom, we recommend that you polish it with a soft cloth and a small amount of maintenance wax to restore the finish. If your product is fitted in a damp area such as a bathroom it may have the potential to exhibit surface rust. If this occurs we recommend that the product is cleaned with fine wire wool and Carlisle Brass maintenance wax is applied to restore the finish. The use of maintenance wax is necessary to restore finish and afford protection to the beeswax range of products. If surface rust occurs then simply rub the affected area with wire wool and apply the maintenance wax with a rag or brush. It is important to note that where mechanical parts come together and there is abrasive movement, the wax surface will eventually be lost. We recommend that you oil these moving parts occasionally NB: there may be very slight colour or size differences with these products as every item is hand forged. Where this would be a problem with other ironmongery products we feel it enhances the appeal of this range.

## **BLACK ANTIQUE**

Iron in any form, whether cast or malleable, is susceptible to rusting. During our finishing process we make every effort to cover all areas of our black ironmongery with an epoxy coating. They are first pre baked to approximately 1500C before receiving a spray coating, then finally baked in an electric oven at approximately 2000C. Unavoidably when two areas of metal come into contact with each other an abrasive action is enacted, and eventually the painted surfaces are lost by the continuous rubbing action. This is inevitable during the operational activity of the item, so where obvious abrasive areas of moving parts are visible an occasional light oiling is recommended. This will help to prolong the aesthetic appearance and keep the rusting process at bay. To remove harmful deposits which will cause corrosion (this is even more critical near to a coastline, as the salt air has a very corrosive effect on iron) we advise that the ironmongery is regularly wiped over with a lightly oiled cloth.

## **BRASS**

Our brass products are protected by the most advanced lacquer available and under normal circumstances should give many years of service. They should be cleaned with a cloth moistened with soapy water or alternatively wiped over with a soft cloth with beeswax. **UNDER NO CIRCUMSTANCES USE ANY FORM OF METAL CLEANER OR AEROSOL SPRAYS.** However, after a period of time the lacquer coating, especially on external fittings, can suffer a possible breakdown. Therefore, the life of the lacquer is beyond the manufacturer's control and cannot be guaranteed. When the lacquer coating has broken down, remove the brass fittings and coat using a soft brush with acetone thinner e.g. 'Nitramores' according to the manufacturer's instructions. Completely dry the product using a soft cloth and metal polish, such as "Brasso" or 'Duraglit'. At this stage the product can either be re-lacquered or polished as and when required. A fresh coat of lacquer may be applied, but we strongly recommend that, especially for external use, you should leave the item unlacquered.



## **CHROME**

Our chrome products are virtually maintenance free. However, deposits will accumulate especially on external fittings. We therefore recommend regular cleaning with a soft cloth and non-abrasive wax polish.

## **PEWTER**

This finish is extremely durable both internally and externally. Pewter finish is electro plated and then stove lacquered and requires no more than an occasional wipe with a damp cloth and some soapy water.

## **STAINLESS BRASS PVD**

These products have an advanced vacuum treated process and we can offer a full 25 year replacement guarantee with the exclusive stainless brass finish. The technology involved in this process renders this surface impervious to damage in normal use including oxidation, wear and abrasion. We recommend the removal of surface dirt by dusting with a soft cloth. Stubborn stains can be removed with the use of white spirit or similar based products.

## **STAINLESS STEEL**

Stainless steel is protected from corrosion by a thin layer of chromium oxide. Oxygen from the atmosphere combines with the chromium in the stainless steel to form this passive chromium oxide film that protects from further corrosion. Any contamination of the surface by dirt, or other material hinders this passivation process and traps corrosive agents, reducing corrosion protection. Thus some form of routine cleaning is necessary to preserve the appearance and integrity of the surface. Stainless steels are easily cleaned by many different methods. They actually thrive with frequent cleaning and, unlike some other materials, it is possible to 'wear out' stainless steel by excessive cleaning. Cleanliness is essential for maximum resistance to corrosion. All exposed stainless steel surfaces should be wiped over with a clean cloth and warm water with a mild detergent on a frequent and routine basis. For more stubborn dirt or stains use mild, non-scratching abrading powders such as typical household cleaners. These can be used with warm water, bristle brushes, sponges or clean cloths. For more aggressive cleaning a small amount of vinegar can be added to the powder. Carbon steel brushes and steel wool should be avoided as they may leave particles embedded in the surface, which can lead to rusting. Cleaning should always be immediately followed by rinsing in clean hot water and the surface then wiped completely with a dry towel. The maximum recommendation for routine cleaning is once a month and more often in areas subject to heavy soiling or frequent use.

Where routine maintenance is considered a prerequisite of compliance with an associated guarantee a 'Maintenance Log' should be kept for each installation.

# INDEX

ADR501	11	FTD3170	35	FTD600R	14
ADR502	33	FTD343	58	FTD605	55
AQ90	6	FTD3440	56	FTD605R	36
BW1078	30	FTD346	21	FTD620	27
BW5574	53	FTD347	22	FTD630	27
BW5584	53	FTD3550	46	FTD670	16
C47	3	FTD3565	23	FTD685	47
CH30	22	FTD3570	25	FTD690	17
DK47	12	FTD377	23	FTD720	11
DK48	14	FTD380	58	FTD770	16
DK49	12	FTD4020	24	FTD790	16
DL47	12	FTD4025	24	FTD800	65
FPH1000	7	FTD4045	24	FTD805	65
FPH1001	7	FTD410	57	FTD810	65
FPH1002	7	FTD4215	33	FTD815	64
FPH1003	8	FTD4220	33	FTD840	64
FPH1004	8	FTD4225	35	FTD850	64
FTD1044	8	FTD444	57	FTD855	66
FTD1064	53/54	FTD445	57	FTD921	36
FTD1068	54	FTD450	59	FTD922	36
FTD1078	29/30	FTD460	56	FTD923	37
FTD1096	30	FTD470	47	FTD924	37
FTD1220	31	FTD4750	46	FTD925	37
FTD1230	31	FTD480	46	FTD926	39
FTD1240	55	FTD485	44	FTD927	39
FTD1250	55	FTD495	44	FTD928	18
FTD1265	26	FTD500	62	FTD929	18
FTD1270	17	FTD505	62	FTD930	19
FTD1275	17	FTD510	62	FTD931	39
FTD2010	59	FTD515	26	FTD932	41
FTD2025	60	FTD520	61	FTD933	41
FTD2035	58	FTD521	20	FTD934	41
FTD2040	35	FTD522	20	FTD935	6/42
FTD2050	44	FTD523	21	FTD936	42
FTD2060	51	FTD524	21	FTD937	20
FTD2065	48	FTD525	26	FTD938	42
FTD2080	51	FTD5515	4	H4.100.35.10	67
FTD2090	49	FTD5525	4	H4.100.35.20	67
FTD2095	18/49	FTD5530	29	H4.100.35.30	67
FTD230	60	FTD5532	52	H4.170.35.10	66
FTD235	25	FTD5540	29	M1003	14
FTD245	22	FTD5542	52	M1004	14
FTD2500	48	FTD555	5	M1005	14
FTD2525	23	FTD556	5	M47	11
FTD255	25	FTD557	3	P4.100.35.00	67
FTD2550	48	FTD558	3	P4.100.35.02	67
FTD270	60	FTD559	4	P4.100.35.A00	67
FTD272	59	FTD5590	28	PE1078	31
FTD273	45	FTD5595	51	PE5584	53
FTD274	45	FTD5620	28	WF13	66
FTD3015	6	FTD5625	52		
FTD3065	61	FTD5628	5		
FTD3150	49	FTD565	61		
FTD3160	56	FTD585	28		
FTD3165	45	FTD600	27		



Product Code: FTD932BCP

# FINGERTIP

©  
CARLISLE BRASS

Carlisle Brass Ltd, Parkhouse Road, Carlisle, Cumbria, CA3 0JU  
Tel: 01228 511030 Fax: 01228 511885 [www.carlislebrass.com](http://www.carlislebrass.com)